



Complaints Received for Current and Prior FY

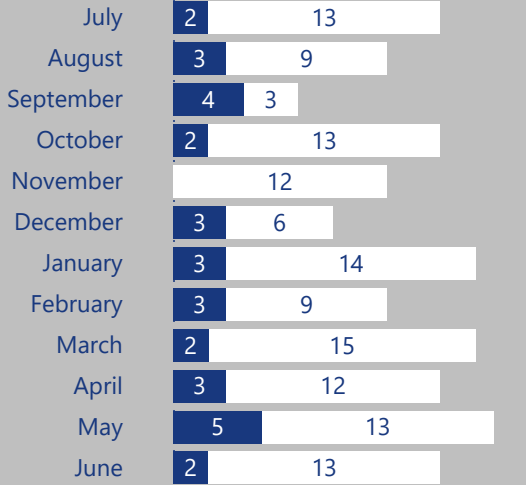
FY ● FY 2024 ● FY 2025



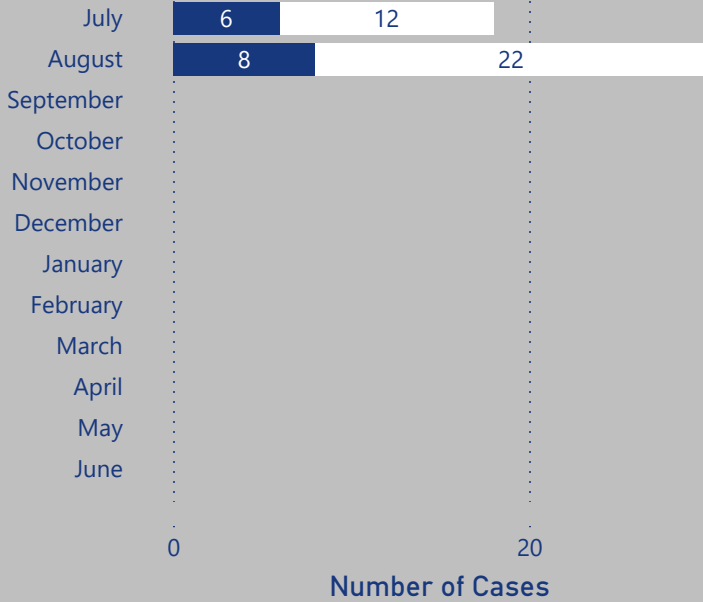
Case Resolution for Current and Prior FY

Outcome ● Substantiated ● Unsubstantiated

FY 2024

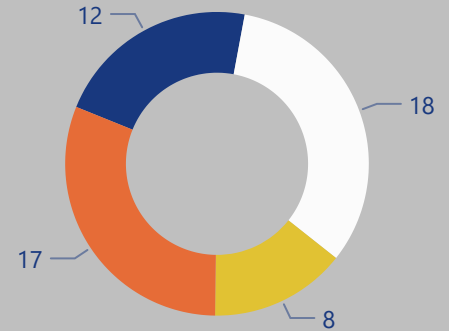


FY 2025



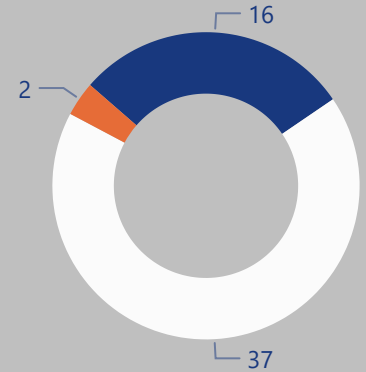
Complaint Intake for August

● Call
● Email
● U.S. Mail
● Web Submission



Complaint Disposition for August

● Agency - IA
● Agency - Info
● OSIG Hotline



Top Secretaries by Complaints Received in August

Secretary of Education	14
Secretary of Health and Human Resources	12
Secretary of Public Safety and Homeland Security	9
Secretary of Natural and Historic Resources	5
Total	40

Top Agencies by Complaints Received in August

Department of Corrections	6
State Department of Health	5
Department of Behavioral Health and Developmental Services	4
Longwood University	4
Department of Wildlife Resources	3
Total	22

Top Allegations for Complaints Received in August

Other	17
Waste/Misuse of Funds	11
Non-Compliance with Agency Policy	8
Time Abuse	8
Conflict of Interest Violation	4
Inadequate Job Performance	4
Total	52

Number of Complaints Logged by Secretariat for the Prior Twelve Months

Secretaries ▲	FY 2024						FY 2025						Total
	Sep	Oct	Nov	Dec	Jan	Feb	Mar	Apr	May	Jun	Jul	Aug	
Secretary of Administration	1	2	3	2	2	1	1		4	3		1	20
Secretary of Agriculture and Forestry		1		1	1		1	3		1	1		9
Secretary of Commerce and Trade	1	1			2	1	1	1		2	3	2	14
Secretary of Education	9	6	5	6	7	17	8	10	16	11	13	14	122
Secretary of Finance	2	2	3	1	2	2	1		2				15
Secretary of Health and Human Resources	11	13	14	13	17	18	26	18	21	4	24	12	191
Secretary of Labor	4	4	1	2	9		1	3	2	4	3	4	37
Secretary of Natural and Historic Resources	1	3	2	3	1		2	4	1	1	3	5	26
Secretary of Public Safety and Homeland Security	14	13	8	22	33	31	20	25	14	14	14	9	217
Secretary of Transportation	7	5	8	4	4	15	11	5	12	13	9	3	96
Secretary of Veterans and Defense Affairs	2		3	2	1		2	1		1	3	1	16
Total	52	50	47	56	79	85	74	70	72	54	73	51	763

Legend	
Number of Complaints	Color Key
1-9	Green
10-19	Yellow
20+	Red