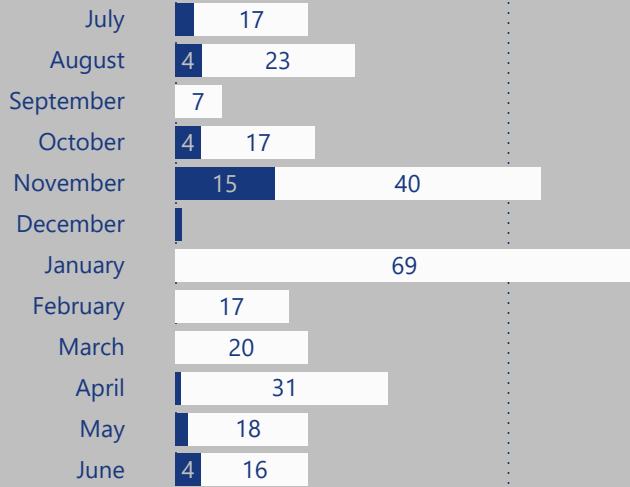


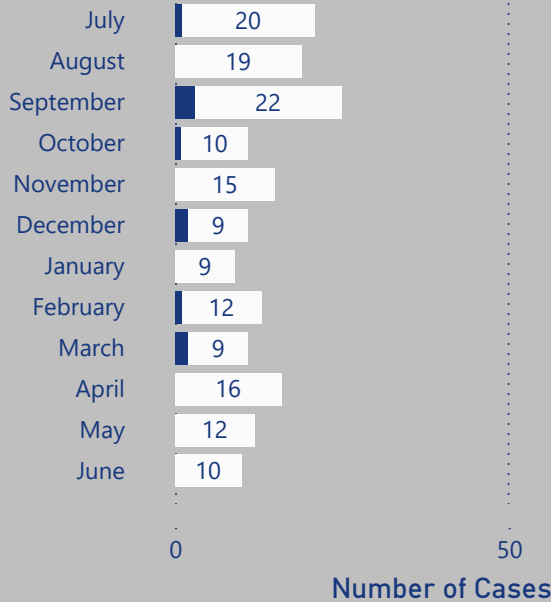
Case Resolution for Current and Prior FY

Outcome ● Substantiated ● Unsubstantiated

FY 2024

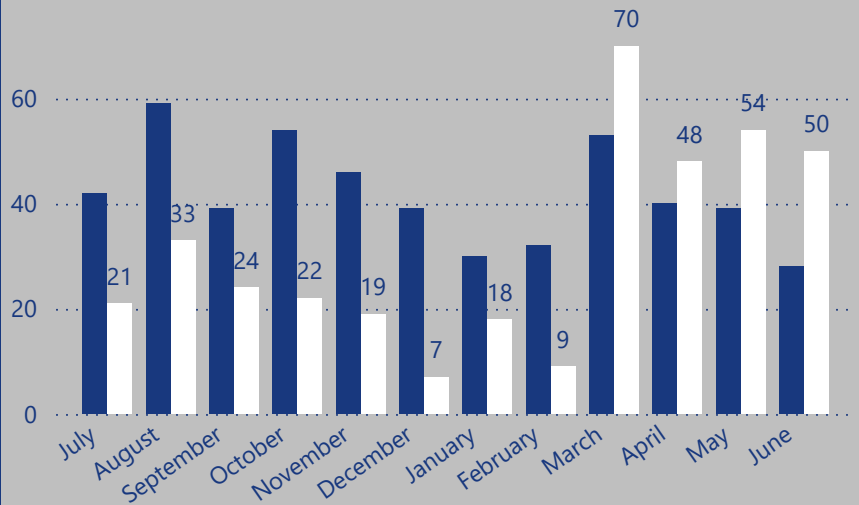


FY 2025



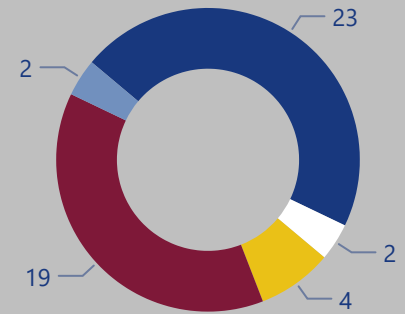
Complaints Received for Current and Prior FY

FY ● FY 2024 ● FY 2025



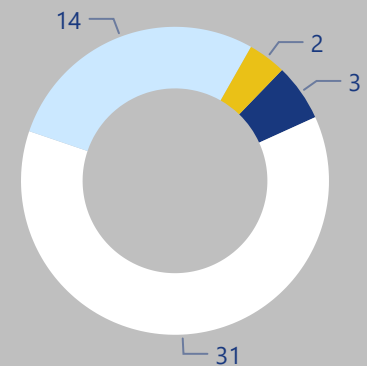
Complaint Intake for June

● Call
● Email
● Referral
● Voicemail
● Web Submission

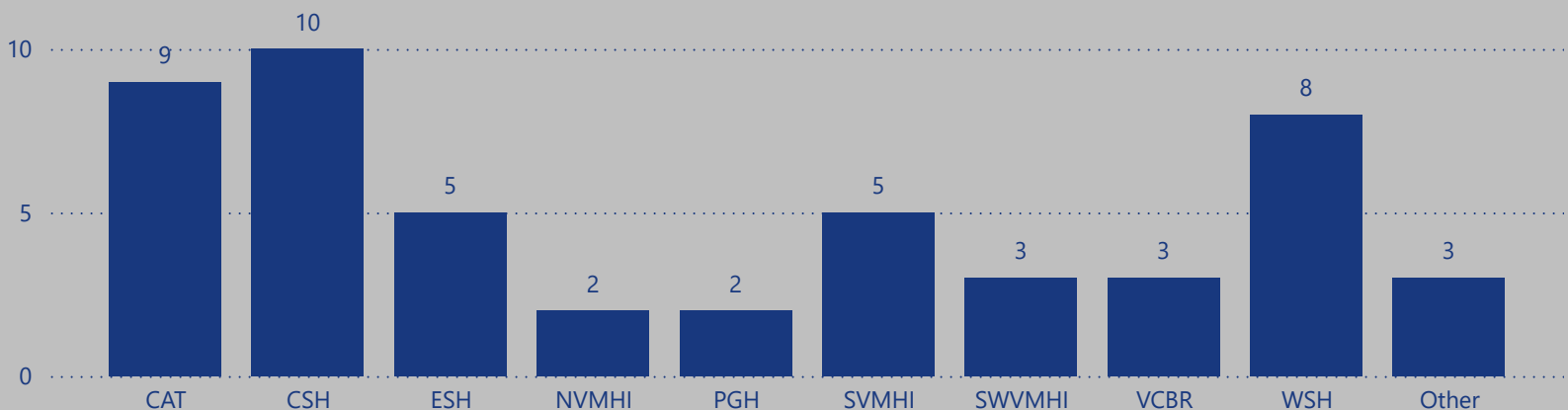


Complaint Disposition for June

● DBHDS - Action
● DBHDS - Info
● OSIG HCU
● Other



Complaints by Locations Received for June



Number of Complaints Logged by Facility for the Prior Twelve Months

FY 2025													Total
DBHDS Facility ▲	Jul	Aug	Sep	Oct	Nov	Dec	Jan	Feb	Mar	Apr	May	Jun	
CAT	2	3	2				2		10	4	8	9	40
CCCA				1		3		3	2		9		18
CSH	1	5		4	1	1	1		6	3	6	10	38
ESH	2	6	2	3	2	1			11	10	7	5	49
HDMC								1	1		1		3
NVMHI	2	3	3	3			1	1	5	6	3	2	29
PGH		1					1		2		4	2	10
SVMHI	1				1	1			4	1	1	5	14
SVTC							1						1
SWVMHI	3	2	5	1	1		1		4	3	2	3	25
VCBR	2	2	1	6	4		3		6	8	1	3	36
WSH	6	10	11	3	9	1	6	3	12	9	9	8	87
Other	2	1		1	1		2	1	8	4	3	3	26
Total	21	33	24	22	19	7	18	9	70	48	54	50	375

Legend

Number of Complaints Color Key

1-9	Green
10-19	Yellow
20+	Red