

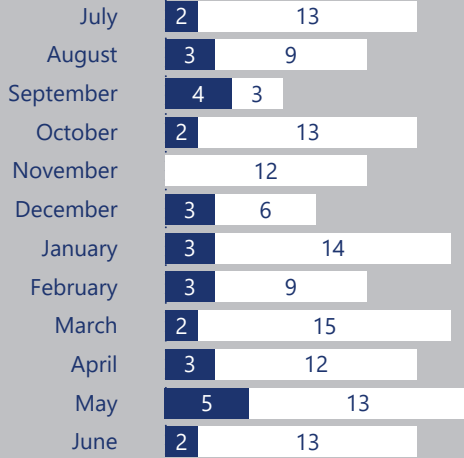
June
2025



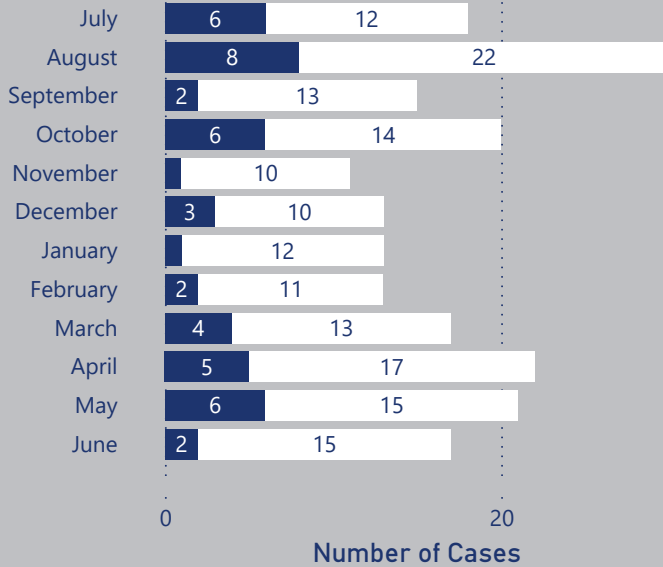
Case Resolution for Current and Prior FY

Outcome ● Substantiated ● Unsubstantiated

FY 2024

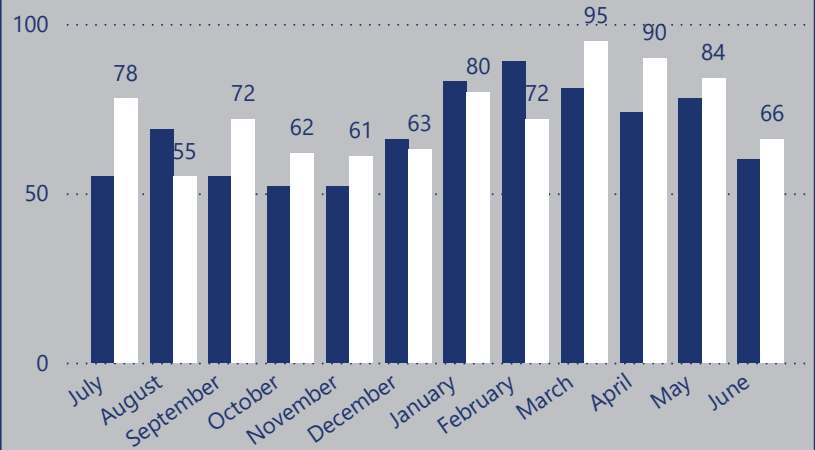


FY 2025

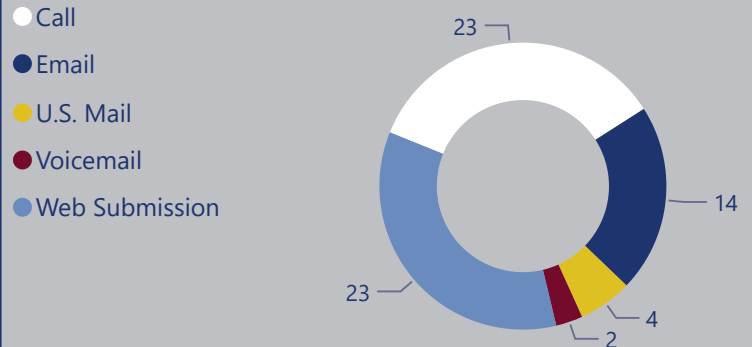


Complaints Received for Current and Prior FY

FY ● FY 2024 ● FY 2025

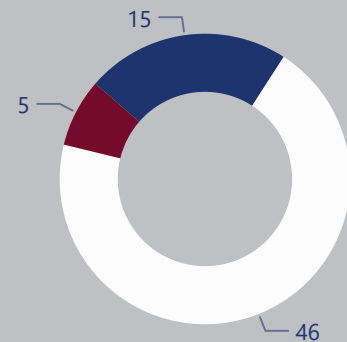


Complaint Intake for June



Complaint Disposition for June

● Agency - IA
● Agency - Info
● OSIG Hotline



Top Secretaries by Complaints Received in June

Secretary of Public Safety and Homeland Security	14
Secretary of Health and Human Resources	13
Secretary of Education	11
Secretary of Labor	9
Secretary of Transportation	9
Total	56

Top Agencies by Complaints Received in June

Department of Corrections	7
Department of Social Services	7
Department of Transportation	6
Department of Professional and Occupational Regulation	4
Total	24

Top Allegations for Complaints Received in June

Inadequate Job Performance	25
Non-Compliance with Agency Policy	22
Other	9
Lack of Internal Controls	7
Conflict of Interest Violation	6
Time Abuse	6
Waste/Misuse of Funds	6
Total	81

Number of Complaints Logged by Secretariat for the Prior Twelve Months

FY 2025													Total
Secretary	Jul	Aug	Sep	Oct	Nov	Dec	Jan	Feb	Mar	Apr	May	Jun	
Secretary of Administration		1		1		2	2	2	4	2	2	3	19
Secretary of Agriculture and Forestry	1		1			1				1	3		7
Secretary of Commerce and Trade	3	2	2		2			2	3		1	1	16
Secretary of Education	13	14	23	11	12	10	15	21	13	16	8	11	167
Secretary of Finance			1	4		1		1	3	2	4	4	20
Secretary of Health and Human Resources	24	12	9	13	12	10	16	19	20	18	27	13	193
Secretary of Labor	3	4	3	2	3	6	10	2	7	4	3	9	56
Secretary of Natural and Historic Resources	3	5	6	5	5	2	4		4	2		1	37
Secretary of Public Safety and Homeland Security	14	9	14	16	14	23	16	9	23	32	23	14	207
Secretary of Transportation	9	3	8	7	8	3	14	10	15	10	11	9	107
Secretary of Veterans and Defense Affairs	3	1	1		4	1	2	1	1	2	1		17
Total	73	51	68	59	60	59	79	67	93	89	83	65	846

Legend	
Number of Complaints	Color Key
1-9	Green
10-19	Yellow
20+	Red